

Fisheries Research and Development in the Mekong Region

Volume 21, No 2

ISSN 0859-290X

August 2015



INSIDE

- Opening Lao floodplains for migrating fish
- Applying fish-passage research to the Mekong
- Gene-silencing for all-male production of prawns in Viet Nam
- Ornamental fish exhibition in Bangkok
- Crackdown on illegal fishing in Cambodia
- Global spotlight on children in family-based fisheries
- Feeding the world's nine billion people in 2050



Catch and Culture is published three times a year by the office of the Mekong River Commission Secretariat in Phnom Penh, Cambodia, and distributed to over 650 subscribers around the world. The preparation of the newsletter is facilitated by the MRC Fisheries Programme with funding from DANIDA, SIDA and USAID. Free email subscriptions are available through the MRC website, www.mrcmekong.org. For information on the cost of hard-copy subscriptions, contact the MRC's Documentation Centre at doc.centre@mrcmekong.org.

Contributions to *Catch and Culture* should be sent to peterstarr@mac.com and copied to mrscs@mrcmekong.org.

© Mekong River Commission 2015

Editorial panel:

So Nam, Fisheries Programme Coordinator

Peter Degen, International Technical Advisor

Souvanny Phommakone, Fisheries Programme Officer

Ly Vuthy, Fisheries Programme Officer

Theerawat Samphawamana, Fisheries Programme Officer

Nguyen Hai Son, Fisheries Programme Officer

Malasri Khumsri, Fisheries Management and Governance Specialist

Ngor Peng Bun, Capture Fisheries Specialist

Kong Sovanara, Aquaculture Specialist

Editor: Peter Starr

Designer: Chhut Chheana

The opinions and interpretation expressed within are those of the authors and do not necessarily represent the views of the Mekong River Commission.



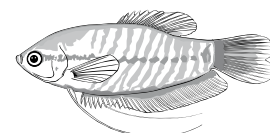
Cover photo shows Thai Prime Minister Prayut Chan-O-Cha displaying a Siamese fighting fish (*Betta splendens*) at a month-long plant and fish festival in Bangkok in June. The Prime Minister named this particular strain as "thong prakai sad" which loosely translates as "golden brilliance". This is the Thai name for nanche (*Byrsonima crassifolia*), a flowering plant from Central America, and also the name of a popular Thai film released in 2011 (photo courtesy of Prime Minister's Office).

Contents

4 Fish passage

Opening Lao floodplains for fish: not just an uphill battle

How research on fish passage through big dams can be applied in the Mekong



12 Aquaculture

Viet Nam uses gene silencing for all-male production of giant river prawns

Viet Nam improves catfish breeding with focus on disease-resistant trait

Selective breeding aims to improve growth of black tiger shrimp



24 Ornamental fish

Mekong species featured at ornamental fish exhibition in Bangkok



28 Conservation

Hun Sen reiterates call to halt illegal fishing as crackdown intensifies

Cambodia sees aquaculture output hitting 250,000 tonnes a year by 2019

Lao minister orders better conservation of aquatic species and wildlife



32 Child labour

New global spotlight on children's involvement in family-based fisheries

34 Food security

How will fish help feed the world's nine billion people in 2050?

38 Trade

Vietnamese catfish exports seen falling on weak demand, increased competition

Food politics, not public health



42 Land cover

Aquaculture estimated at 1.1% of all land cover in Lower Mekong Basin

46 Capture fisheries

Larval and juvenile fish communities of the Lower Mekong Basin



50 Economics

Rising fish prices in Cambodia

51 Feed

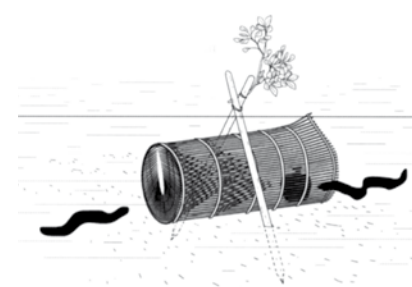
Research into alternative snakehead feed holds promise for relaxing ban

54 Reservoir fisheries

Aquaculture carrying capacity of Stung Chinit Reservoir: a pilot project

57 Appointment

New director general appointed to Fisheries Administration in Cambodia



Aquaculture carrying capacity of Stung Chinit Reservoir: a pilot project

BY DAVID A. BENGTSON, CHHENG PHEN, TITH PUTHEARATH AND SO NAM *

Mass-balance modeling of phosphorous can serve as a template to determine allowable levels of aquaculture in reservoirs in Cambodia and perhaps throughout Southeast Asia

Cambodia has plans to expand freshwater aquaculture, including in reservoirs (Fisheries Administration, 2011). Lakes and reservoirs represent commonly owned or used water bodies and are therefore subject to the “tragedy of the commons”, in which too many users can destroy the quality of the resource (Hardin, 1968). It is not unusual in Southeast Asia to see reservoirs in which aquaculture has grown beyond reasonable limits, with subsequent declines in water quality (e.g. the Cirata and Jatiluhur reservoirs in Indonesia, with tens of thousands of fish cages).

Aquaculture Carrying Capacity (ACC) refers to the limits to aquaculture in a common water body, as defined by the environment’s ability to assimilate aquaculture wastes. McKindsey *et al.* (2006) reviewed the topic and discussed different entities that one might consider protecting (the farms themselves, the entire ecosystem, human society) in the calculation of ACC. Various kinds of models exist for calculating ACC, depending on what is to be protected and how much data one has to use in the models. For freshwater bodies with relatively little data available, mass-balance modeling of phosphorous (P) is often used, since P is normally the limiting nutrient for freshwater primary production. The basic P mass-balance model is rooted in the work of Vollenweider (1968) and Dillon and Rigler (1974), relating P levels and primary production in studies of eutrophication. That is, eutrophied waters eventually result in lowered dissolved oxygen (DO) levels due to decomposition of organic material. The aquaculture of fish in cages is usually based on feeding of some diets (chopped trash fish or formulated feed pellets) that add substantially to

the organic load of the water.

Staff members of the Cambodian Inland Fisheries Research and Development Institute (IFReDI) received training in P mass-balance modeling and collected information to be used in the modeling. As described by Beveridge (1996), the modeling procedure is quite simple and requires relatively little input data. One needs to know volume of the water body (A), average depth (z) of the water body, turnover rate (number of volume replacements per year, ρ), initial P concentration before aquaculture $[P]_i$, some acceptable final P concentration $[P]_f$, and the fraction of P that is lost to the sediments (R). In addition, one needs to know about fish being proposed for rearing: species, P content of their feed, feed conversion ratio (FCR, a measure of how much feed must be provided to achieve desired growth of the fish), and the amount of P retained by the fish at harvest. The critical quantity is $\Delta P = [P]_f - [P]_i$, the amount of new phosphorous that aquaculture can add to the system and still allow the system to be at or below the acceptable P level. Clearly, if $[P]_i$ is already greater than $[P]_f$ (due to nutrient runoff, etc), then no aquaculture can be allowed.

IFReDI researchers gathered available data about Stung Chinit Reservoir in Kampong Thom Province as a test case for aquaculture carrying capacity modeling in Cambodian reservoirs. Volume of the reservoir is 35.6 million cubic metres (MCM). Dry-season flow (November to April) in the Stung Chinit River, a tributary of the Tonle Sap Lake, is 460 MCM (for the whole season), whereas wet-season flow (May to October) was 1,586 MCM. $[P]$ in the reservoir in 2008 (the last year for which we have an annual data set) averaged 92 mg per cubic metre in the dry season (range = 40-150) and 195 mg per cubic metre in the wet season (range = 50-520). The area of the reservoir is 16,720,000 m² in the wet season and 5,140,000 m² in the dry season,

and the average depth is 1.5 m. In the absence of specific data, we are assuming that $R = 0.5$. With this information, one can use the relationship described by Beveridge (1996)

$$\Delta P = [L_{\text{fish}}(1 - R_{\text{fish}})]/z_p,$$

where L_{fish} is the amount of P that can be contributed by aquaculture by rearranging it to solve for

$$L_{\text{fish}} = [\Delta P z_p] / (1 - R_{\text{fish}}).$$

One can then calculate the number of tons of fish produced to achieve L_{fish} . That is accomplished by multiplying the P content in a ton of feed times the FCR (to determine how much P is provided to the aquaculture operation, P_{feed}) and subtracting from that the amount of P that is retained in a ton of fish, P_{fish} (and therefore removed from the system). In other words, the amount of P lost to the environment, $P_{\text{env}} = P_{\text{feed}} - P_{\text{fish}}$, expressed as P loss per ton of fish produced.

One of the interesting things about this exercise is that there are some things that fish farmers and feed manufacturers cannot control (volume, area, depth, flow rate of the water body) and some things that they can (FCR, P content of feed). In addition, stakeholders of the water can decide on the acceptable level of P for that water body. For example, if stakeholders desire oligotrophic (clear, very low nutrient water) for tourism, then aquaculture production is unlikely. But if they really want to promote aquaculture, the higher levels of P would be permissible. Beveridge (1996) suggested that P levels up to about 250 mg per cubic metre are permissible for tropical culture of tilapia, carp and milkfish, although lower levels of 50-75 mg per cubic metre would be more protective of wild fisheries production.

We followed the above approach to calculate ACC for fish culture in Stung Chinit. Since this effort was part of a project to bring about the reintroduction of snakehead culture in Cambodia, we used that as our model species, although one could clearly model other species as well. We began by calculating ACC with the best current data available and an assumed acceptable P level of 200 mg per cubic metre. However, as part of the exercise, we also calculated ACC under different scenarios of FCR and $[P]_f$. We were faced with



Spillway at the Stung Chinit Reservoir in Kampong Thom Province

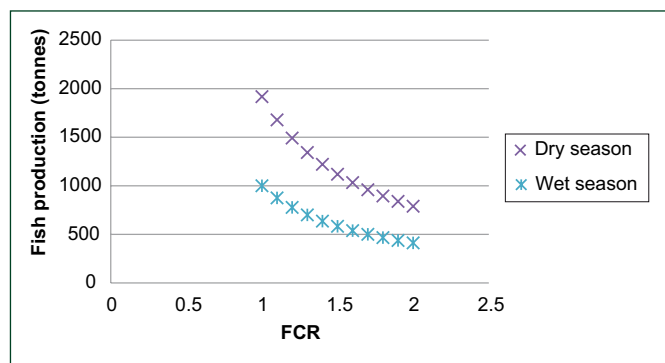
PHOTO: CHHUT CHHEANA

the additional challenge that Stung Chinit has very different flow rates and $[P]_f$ values for the wet and dry seasons, but snakehead require about six to eight months to grow to market size, thereby encompassing both wet and dry seasons to calculate ACC separately for wet and dry seasons, but finally choose the lower of the two values for tons of fish production, so that production would be protected in the worst-case scenario.

For our current best scenario with acceptable P at 200 mg per cubic metre, farmers could produce 895 tons of snakehead (dry season) or 467 tons (wet season). Thus, annual production would be limited to 467 tons, the lower of the two values. As we examine other scenarios, we see that FCR is a powerful regulator of allowable tons of fish production. Setting acceptable P at 200 mg per cubic metre and just varying FCR demonstrates that an FCR of 2.0 allows only 790 tons of snakehead production in the dry season and 412 tons in the wet season (so we choose 412 tons for year-round production to be safe), whereas lowering the FCR to 1.0 would allow 1,918 tons of snakehead production in the dry season and 1,000 tons during the wet season (so again we choose 1,000 tons to be safe) (see first chart on next page). Similarly, holding FCR constant at 1.8, setting acceptable P at 150 mg per cubic metre would mean that aquaculture would not be allowed in Stung Chinit (481 tons in the dry season but a negative number in the wet season).

Feed conversion ratio

Effect of FCR on aquaculture carrying capacity in Stung Chinit Reservoir

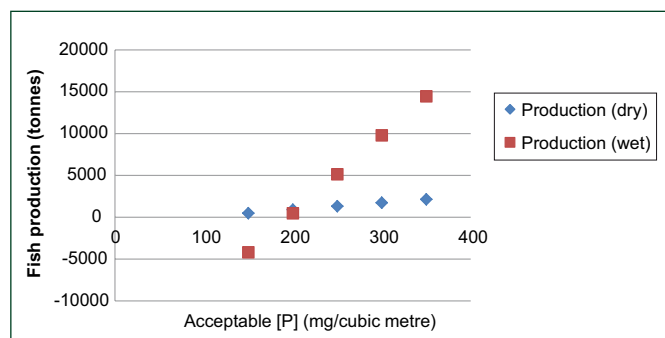


Setting acceptable P at 350 mg per cubic metre would mean that 2,138 tons would be allowed in the dry season and 14,448 tons in the wet season (so 2,138 tons to be safe) (see chart below). It is interesting that wet season production levels are always lower than dry season production levels and therefore determine year-round production at all FCR levels. When FCR is held constant and acceptable P varies, wet season production levels are higher and dry season production levels determine year-round production.

Some final issues must be considered regarding the introduction of aquaculture to Stung Chinit. First, we must be sure that the P levels do not violate Cambodian national standards for water quality. Those standards appear to allow P levels from 50-1,000 mg per cubic metre, so that should

Phosphorous acceptability

Effect of phosphorous acceptability criterion on aquaculture carrying capacity in Stung Chinit Reservoir



not be a problem. Second, we do not want to endanger the fish community that already exists in Stung Chinit and contributes to fishery catches. Monthly measured P values in Stung Chinit in 2008 ranged from 40-150 mg per cubic metre in the dry season and from 50-520 mg per cubic metre in the wet season. It is therefore likely that

the fish community is already adapted to a wide range of P conditions in the reservoir and can cope with somewhat elevated average P values due to aquaculture. Finally, Stung Chinit averages only 1.5 m in depth, but has some deep areas that reach 10 m in depth. Whatever tonnage of fish production is allowed in Stung Chinit must also be consistent with good aquaculture practices of siting cages in deeper water. Thus, sufficient deep water areas must be shown to be available as part of the decision to allow aquaculture operations.

In summary, using P mass-balance modeling to project acceptable snakehead production levels in Stung Chinit Reservoir allows us, policy makers and farmers to see the impacts of different scenarios on potential snakehead production. It can serve as a template for modeling allowable levels of aquaculture in other Cambodian reservoirs and perhaps throughout Southeast Asia.

This research was funded by the AquaFish CRSP under USAID CA/LWA No. EPP-A-00-06-00012-00 and by US and Host Country partners. The AquaFish CRSP accession number is 1438. The opinions expressed herein are those of the authors and do not necessarily reflect the views of the AquaFish CRSP or the US Agency for International Development.

* Dr Bengtson is a professor at the Department of Fisheries, Animal and Veterinary Science of the College of the Environment and Life Sciences at the University of Rhode Island. Mr Phen is acting director of the Inland Fisheries Research and Development Institute in Phnom Penh. Mr Tith is a research assistant at the institute and Dr So Nam is coordinator of the MRC Fisheries Programme

References

- Beveridge, M.C.M. (1996) Cage aquaculture (2nd ed.). Fishing News Books, Oxford, U.K.
- Dillon, P.J. and Rigler, F.H. (1975) A simple method for predicting the carrying capacity of a lake for development, based on lake trophic status. *Journal of the Fisheries Research Board of Canada* 31: 1771-1778.
- Fisheries Administration. (2011) The Strategic Planning Framework for Fisheries 2010-2019. Fisheries Administration, Ministry of Agriculture, Forestry and Fisheries, Phnom Penh.
- Hardin, G. (1968) The tragedy of the commons. *Science* 162: 1243-1248.
- McKindsey, C.W., Thetmeyer, H., Landry, T. and Silvert, W. (2006) Review of recent carrying capacity models for bivalve culture and recommendations for research and management. *Aquaculture* 261: 451-462.
- Vollenweider, R.A. (1968) Scientific fundamentals of the eutrophication of lakes and flowing water with particular reference to nitrogen and phosphorus as factors in eutrophication. Technical Report DASISU/68-27. OECD, Paris.